

## PRODUCT DESCRIPTION

BrightLine smart light box displays feature swift tool-free installation, durable light-weight frames, embedded LEDs, and exclusive One Planet recycled fabrics with impressive vivid graphics, all conveniently organized in a heavy-duty shipping case. Panel A showcases a radiant angled design, engaging as standalone banner, but also very effective as a striking accent in combination with other panels.

Mix-and-match with BrightLine panels, or combine with WaveLine and StraightLine displays, to create unique branded environments. TV mounts and counters complete an enhanced experience to really make brands stand out.

## KEY FEATURES

- Easy tool free assembly
- Lightweight portable construction
- Magnetic power links
- LED lights encapsulated in frame
- Heavy duty shipping case, molded foam inserts
- Single- or double-sided
- Vibrant graphics on recycled fabric

## DISPLAY CONSTRUCTION

Aluminum frame with aluminum support poles

## DIMENSIONS

Assembled Unit	60"w x 89"h1 x 96"h2 x 4"d
Packed Case	46.5"w x 15"h x 12"d, 53 lbs
Shipping Box	47"w x 16"h x 13"d, 55 lbs
Graphic Size	60"w x 89"h1 x 96"h2

## GRAPHIC MATERIAL

Graphic Print : Dye sublimated on One Planet, 100% recycled, backlit fabric	Bottles recycled <b>42</b>
Blocker : One Planet light block recycled fabric	Bottles recycled <b>17</b>

## LED LIGHT SPECIFICATIONS

Power Requirements	112 W
CCT (Color Temp)	6000 K
Voltage Input	110 / 220V
Voltage Output	24V 11A 264W
Transformers Included	1

## GRAPHIC FINISHING

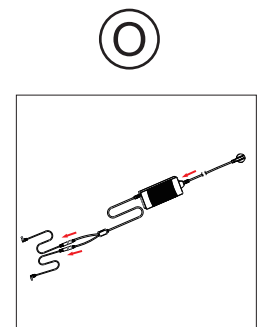
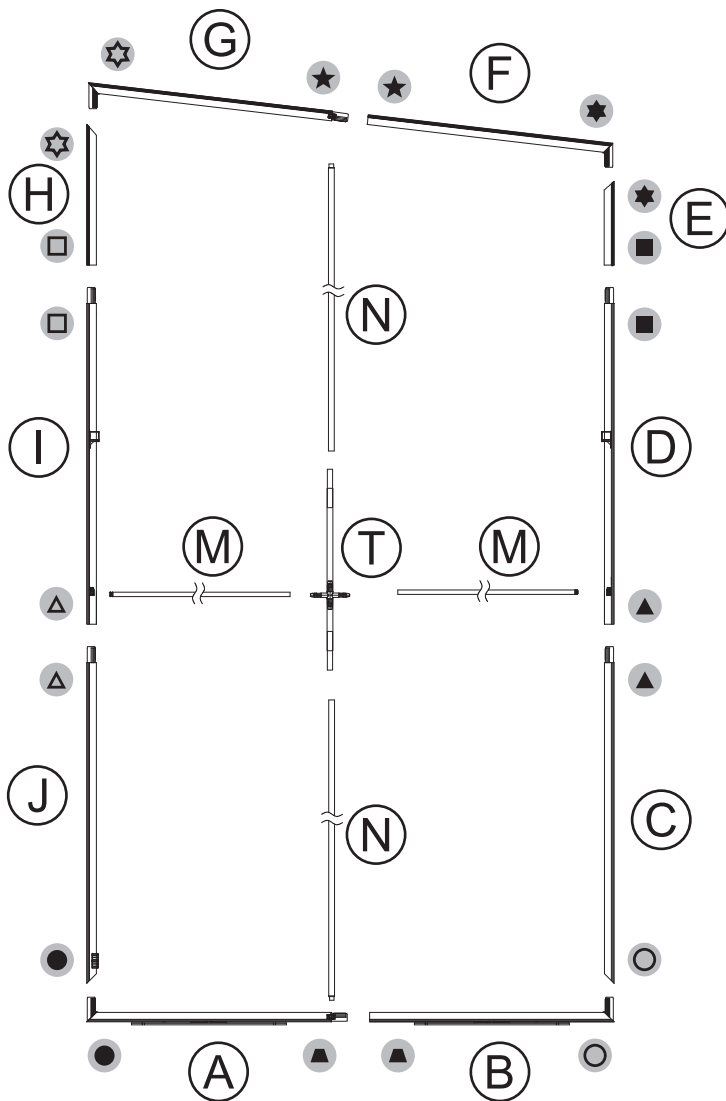

Silicone sewn edges

## WARRANTY

Limited Warranty Periods

- Frame : Lifetime
- Lights : 90 days
- Graphics : 30 days

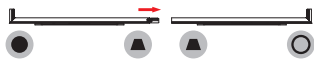
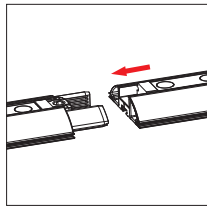
## PARTS



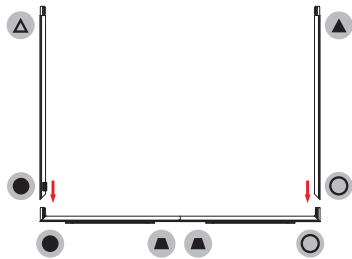
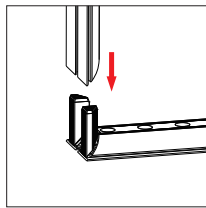
## ASSEMBLY

Assemble parts on the floor and stand-up unit when completed.

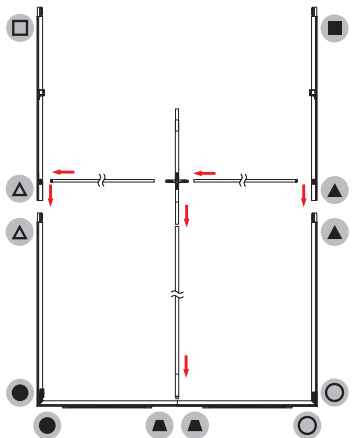
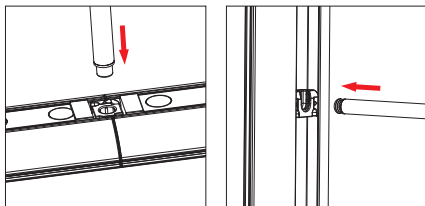
1



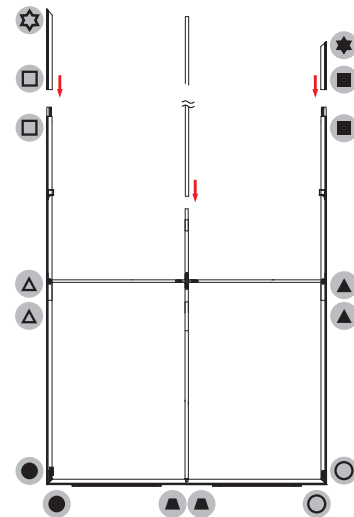
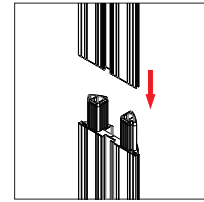
2



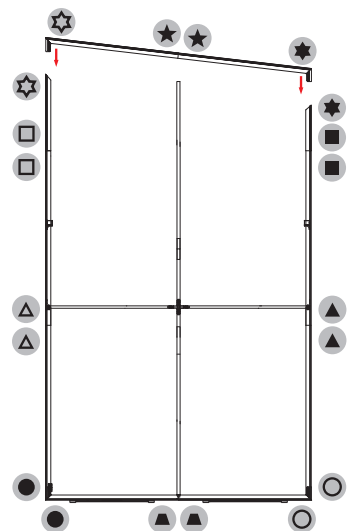
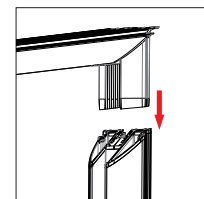
3



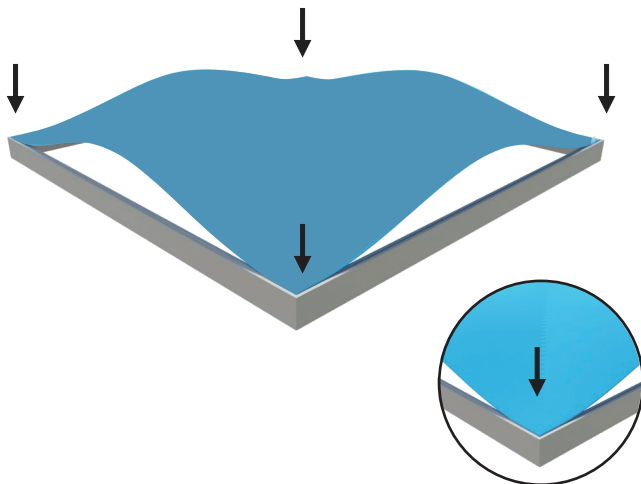
4





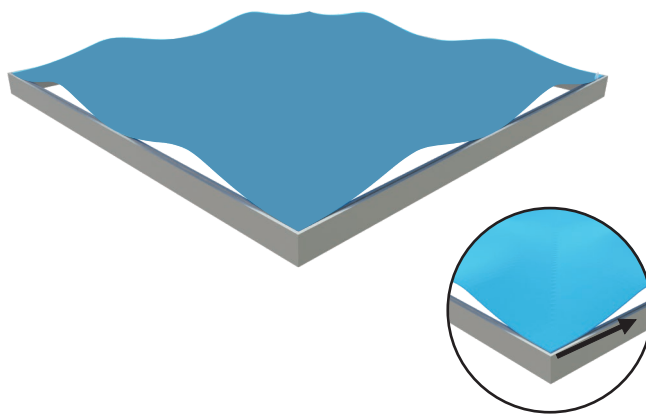
5



6 Push the silicone bead into each corner of the frame with your thumb.

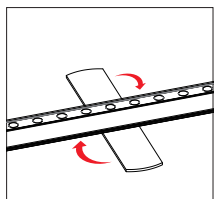
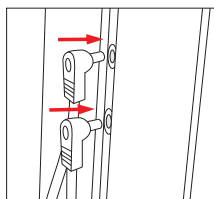


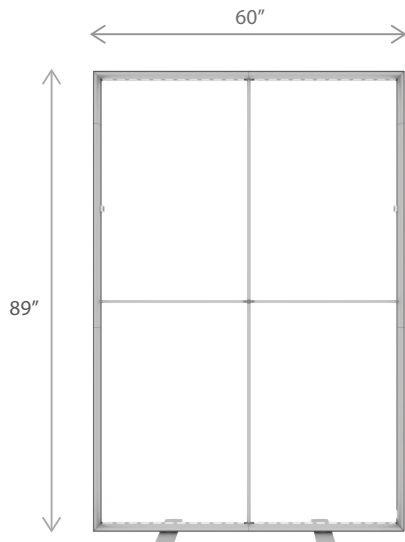
Push the silicone bead into the middle of the run and work your way around the perimeter of the frame until all beading is pushed in properly



**To Remove Graphic**  
Use the pull tab located on the graphic and gently pull the graphic from the frame, going around the perimeter

7





PRODUCT DESCRIPTION	
<p>BrightLine smart light box displays feature swift tool-free installation, durable light-weight frames, embedded LEDs, and exclusive One Planet recycled fabrics with impressive vivid graphics, all conveniently organized in a heavy-duty shipping case. Panel E boasts a flexible presence at 5ft wide, bold enough as a stand-alone illuminated showcase, and sized perfectly to pair up in popular 10ft booths.</p> <p>Mix-and-match with other BrightLine panels, or combine with WaveLine and StraightLine displays, to create unique branded environments. TV mounts and counters complete an enhanced experience to really make brands stand out.</p>	

KEY FEATURES	
<ul style="list-style-type: none"> <li>• Easy tool free assembly</li> <li>• Lightweight portable construction</li> <li>• Magnetic power links</li> <li>• LED lights encapsulated in frame</li> </ul>	<ul style="list-style-type: none"> <li>• Heavy duty shipping case, molded foam inserts</li> <li>• Single- or double-sided</li> <li>• Vibrant graphics on recycled fabric</li> </ul>

DISPLAY CONSTRUCTION
Aluminum frame with aluminum support poles

DIMENSIONS	
Assembled Unit	60"w x 89"h x 4"d
Packed Case	46.5"w x 15"h x 12"d, 53 lbs
Shipping Box	47"w x 16"h x 13"d, 55 lbs
Graphic Size	60"w x 89"h

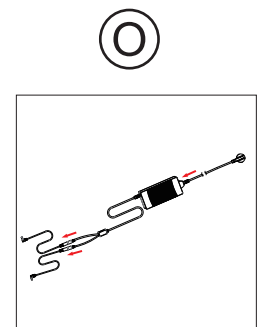
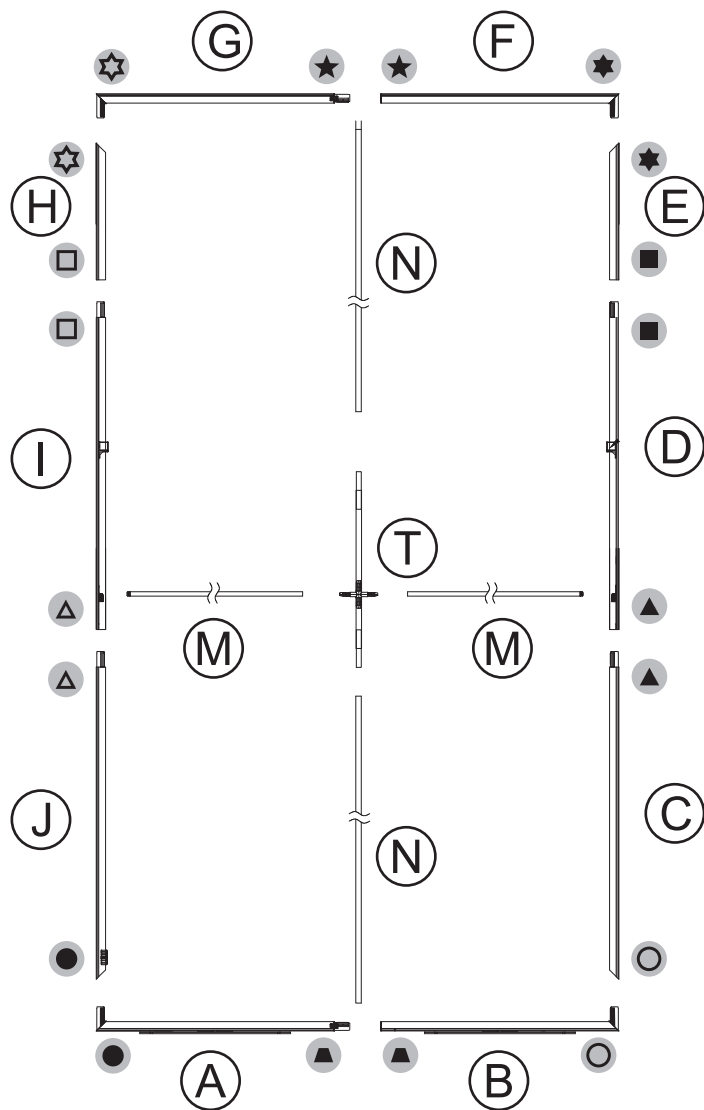

GRAPHIC MATERIAL	
Graphic Print : Dye sublimated on One Planet, 100% recycled, backlit fabric	Bottles recycled <b>39</b>
Blocker : One Planet light block recycled fabric	Bottles recycled <b>16</b>

LED LIGHT SPECIFICATIONS	
Power Requirements	112 W
CCT (Color Temp)	6000 K
Voltage Input	110 / 220V
Voltage Output	24V    11A    264W
Transformers Included	1

GRAPHIC FINISHING
Silicone sewn edges

WARRANTY
Limited Warranty Periods
- Frame : Lifetime
- Lights : 90 days
- Graphics : 30 days

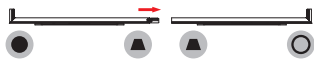
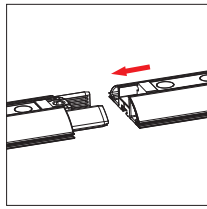
## PARTS



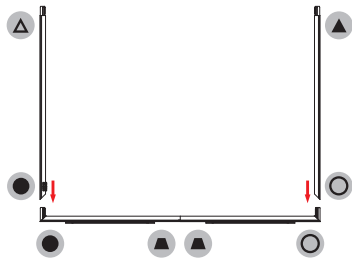
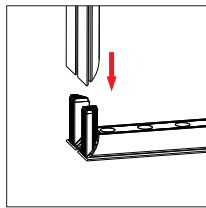
## ASSEMBLY

Assemble parts on the floor and stand-up unit when completed.

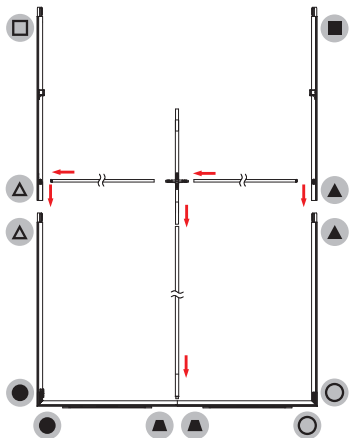
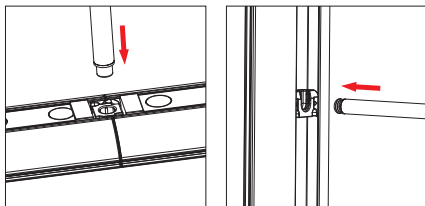
1



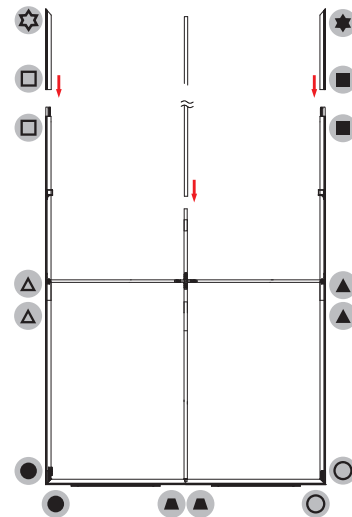
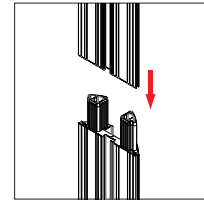
2



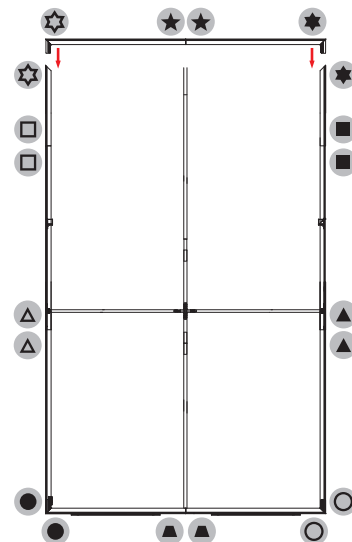
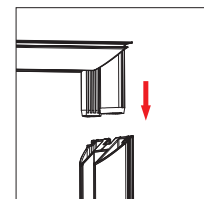
3



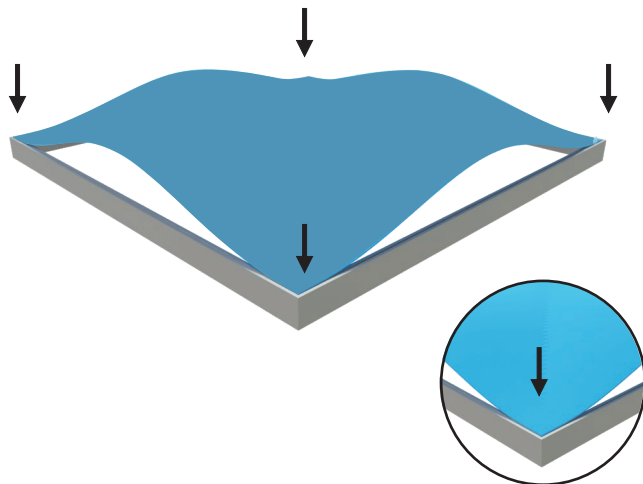
4





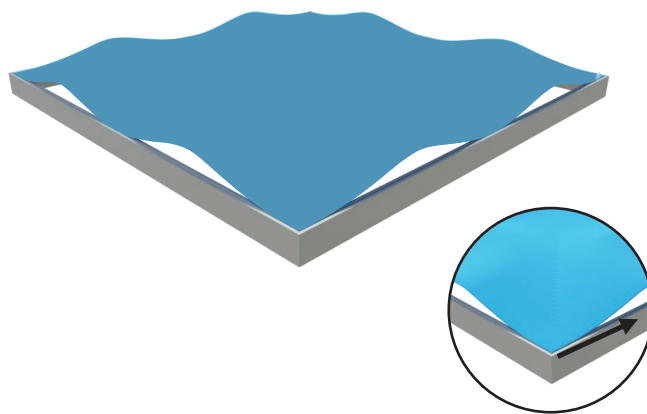
5



6 Push the silicone bead into each corner of the frame with your thumb.

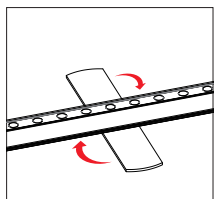
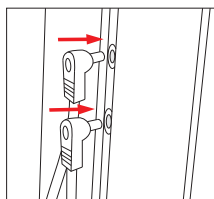


Push the silicone bead into the middle of the run and work your way around the perimeter of the frame until all beading is pushed in properly



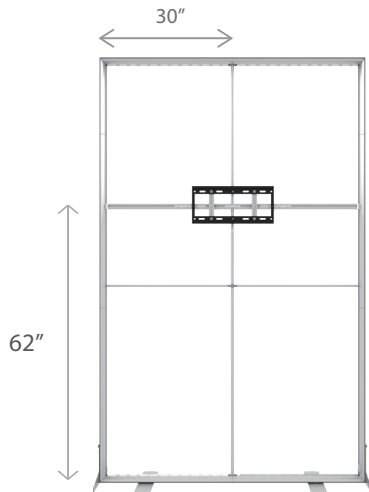
**To Remove Graphic**  
Use the pull tab located on the graphic and gently pull the graphic from the frame, going around the perimeter

7



# Monitor Mount

BLM-TV-60-K



**PRODUCT DESCRIPTION**

Designed for compatibility with BrightLine and StraightLine Displays, these mounts deliver a captivating “floating” screen sensation. Simply slide the TV bar into the frame, secure the monitor plate with screws, and attach your screen on the front. Side feet are included in the kit for extra stability. Graphics can be finished with four small pre-cut slits for convenient access, or you can customize your own cutouts as required.





**MONITOR SPECIFICATIONS**


Holds monitors up to 25 lbs, VESA 200 X 200

**DIMENSIONS**

Shipping Box	14" w x 4" d x 42" h, 13 lbs
--------------	------------------------------

**PARTS**

(1x) Allen Key	 5mm
(4x) Bracket-to-Monitor Screws: M5, M6, & M8 screws included. Check your TV for specs	
Spacers	
Cutter	



Monitor Plate



Monitor Brackets (2)



(2) M6 screws

TV Bar 60"



Side Foot (2)

\*Philips Screwdriver not included


# Monitor Mount

BLM-TV-60-K

# BrightLine

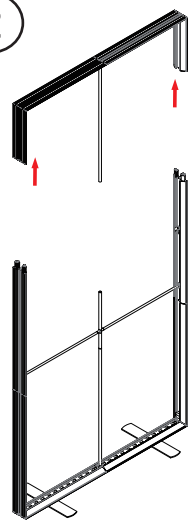
# StraightLine

1



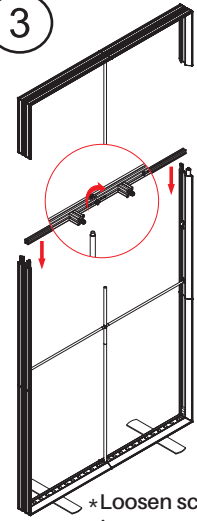
\* Tighten screws to secure bar together.

2



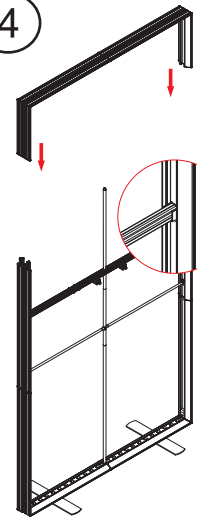
\* Loosen screws to insert center pole.

3

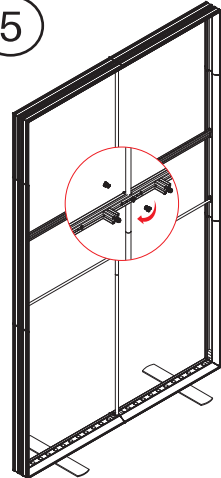


\* Loosen screws to insert center pole.

4

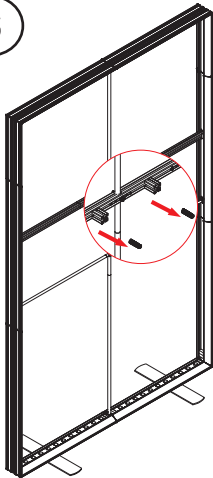


5



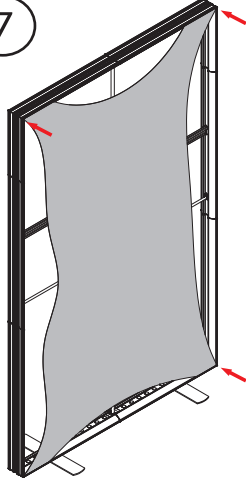
\* Tighten screws to pole.

6

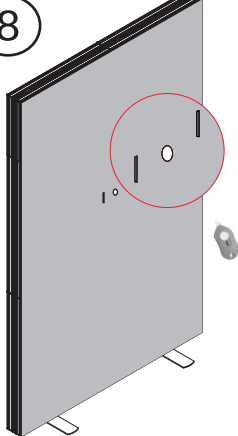


\* Remove M6 Screws from TV Bar, using Allen key.

7

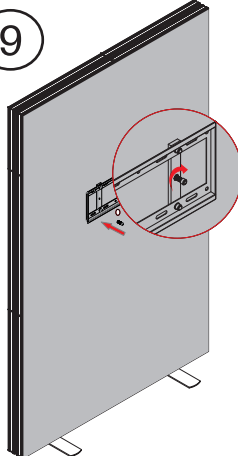


8



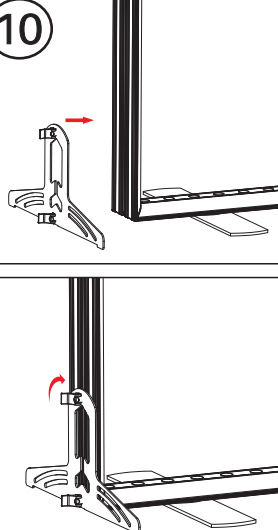
\* Use cutter to create a 1" vertical slit on fabric, where M6 screws fit on TV bar. Don't worry fabric will not run.

9

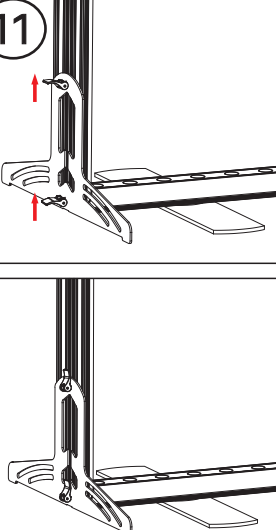


\* Attach monitor plate with M6 screws, using Allen key. Add spacers as needed.

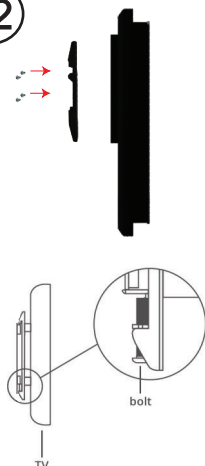
10



11



12



\* Attach brackets to monitor and hang on the plate.

**PARTS INCLUDED**

Adhesive Cable Clips (4x)



Reusable Velcro Cable Ties (5x)




Resealable Lock Bag




You will need 10ft Extension Cable

①




Connect the extension cable to your TV. Route cable inside the groove of the TV bar and use cable ties to secure in place.

②




Attach wire clips to the frame. Then route the cable through and secure within the clips.

③

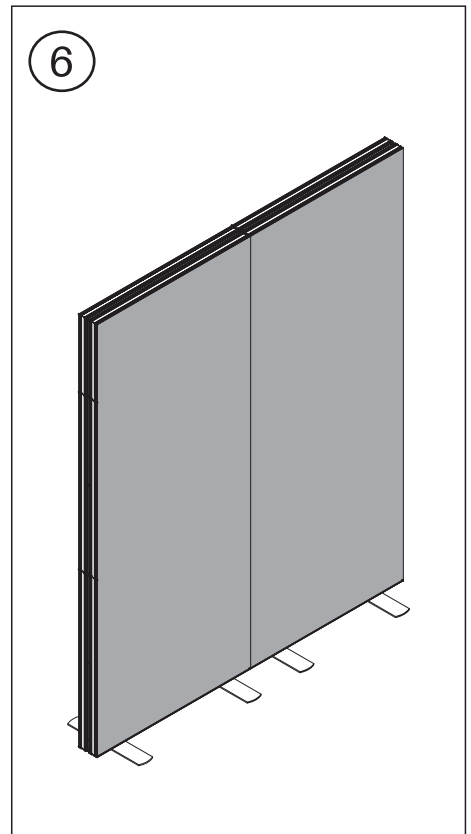
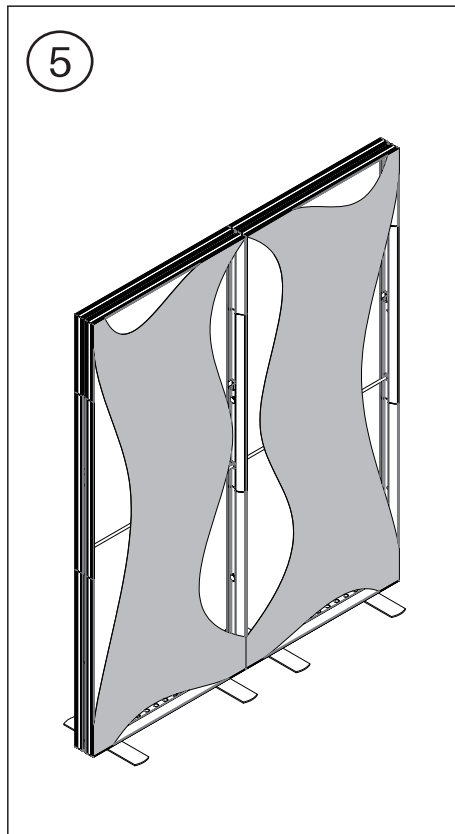
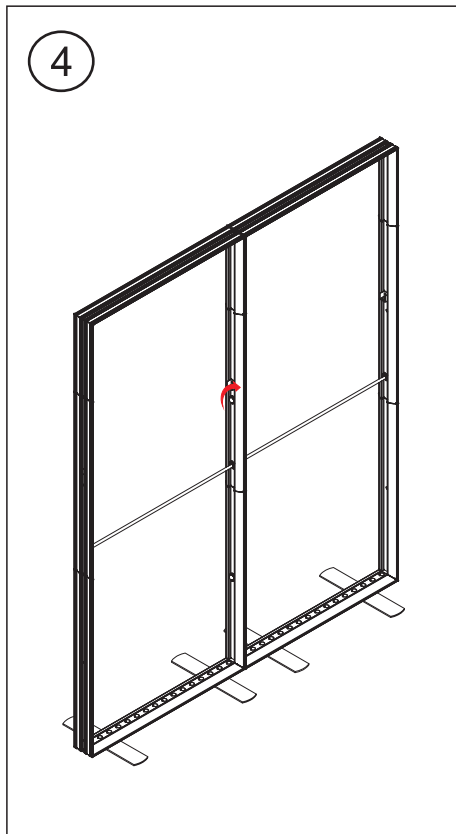
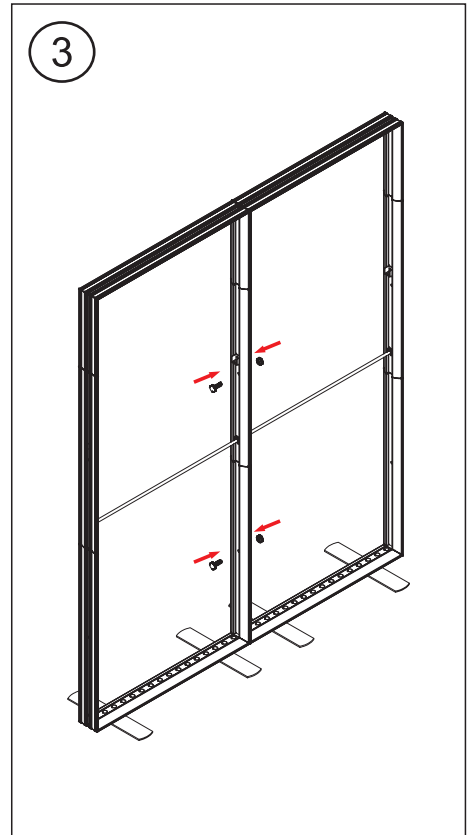
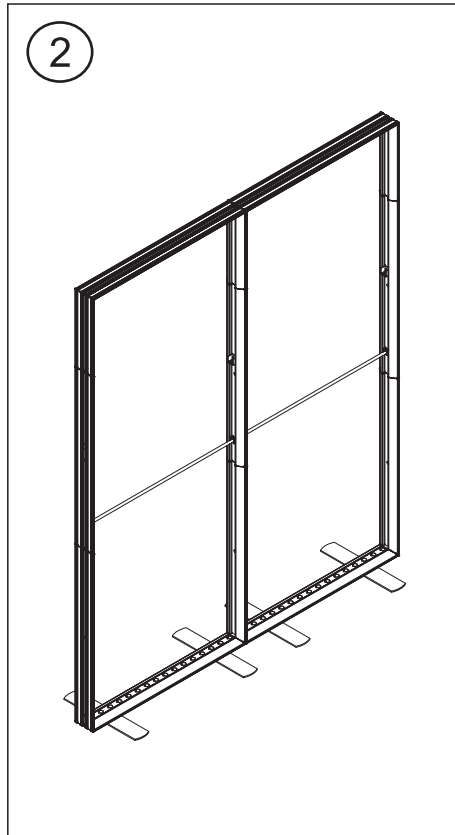
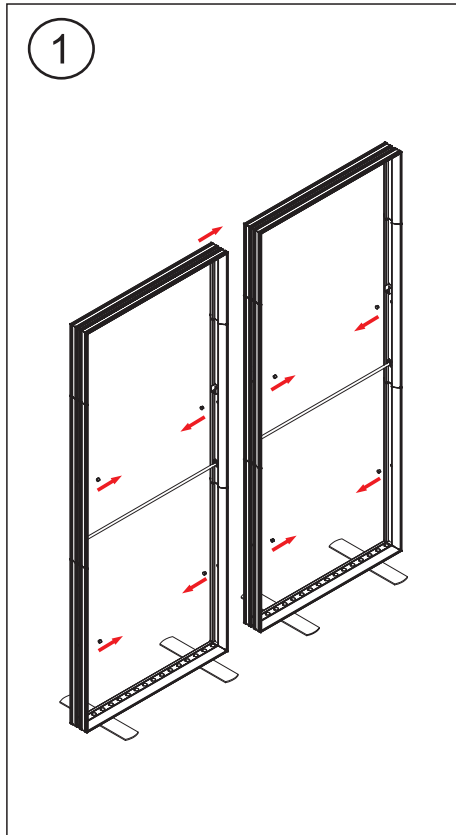


Route cable through the bottom corner of the frame.

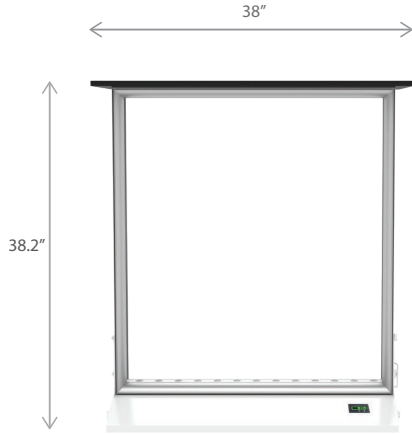
④



Secure the vertical end of the graphic first, adjust cable, then finish with the bottom of the fabric



**Counter**  
BLM-COUNTER-K



**PRODUCT DESCRIPTION**

The BrightLine backlit counter stands as a beacon of sophistication, seamlessly blending illumination, and functionality. Its sleek design, showcasing double-sided graphics, creates an ambiance that draws attention. Complete an inviting environment with brilliant counters showcasing double-sided branding and ample countertops that fit laptops or tablets.

Upgrade to the cordless version, where the base is loaded with rechargeable batteries that last over 12 hours. Whether in a showroom, a tradeshow exhibit, or a retail environment, the backlit counter defines a modern elegance and functionality in perfect harmony.

**KEY FEATURES**

- Easy tool free assembly
- Lightweight portable construction
- Magnetic power links
- LED lights encapsulated in frame
- Heavy duty shipping case, molded foam inserts
- Single- or double-sided
- Vibrant graphics on recycled fabric

**DISPLAY CONSTRUCTION**

Aluminum frame with aluminum support poles

**DIMENSIONS**

Assembled Unit	38" w x 38.2" h x 15.8" d
Packed Case	43" w x 23" h x 13.5" d, 59 lbs
Shipping Box	44" w x 23" h x 14" d, 61 lbs
Graphic Size	33" w x 36" h
Countertop	38" w x 0.625" h x 15.75" d
Base	33" w x 1.6" h x 15" d
Graphic Frame	33" w x 36" h x 4.8" d

**GRAPHIC MATERIAL**

Graphic Print : Dye sublimated on One Planet, 100% recycled, backlit fabric	Bottles recycled <b>9</b>
Blocker : One Planet light block recycled fabric	Bottles recycled <b>4</b>

**GRAPHIC FINISHING**

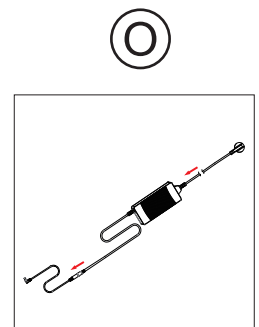
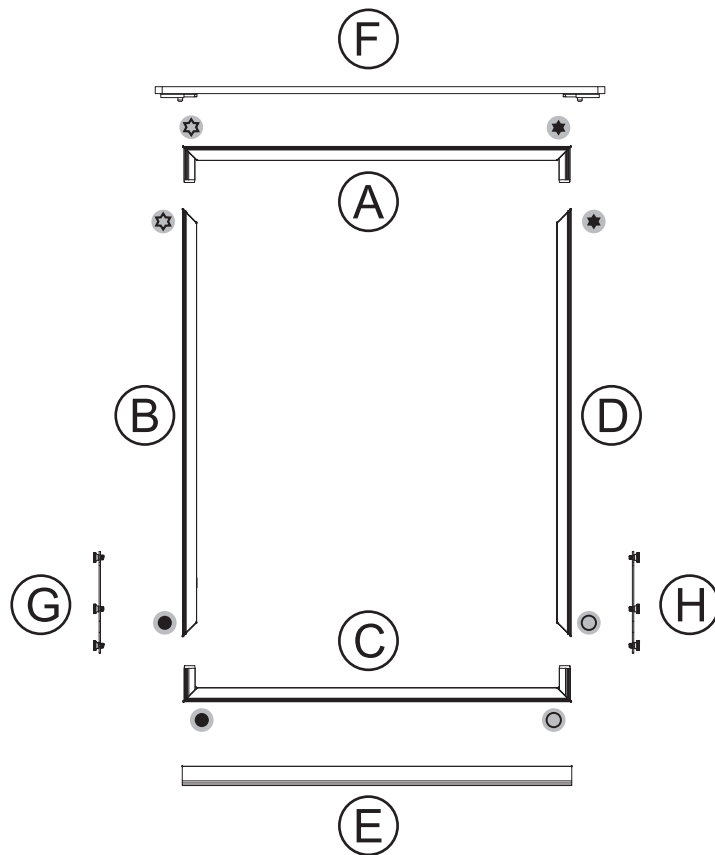
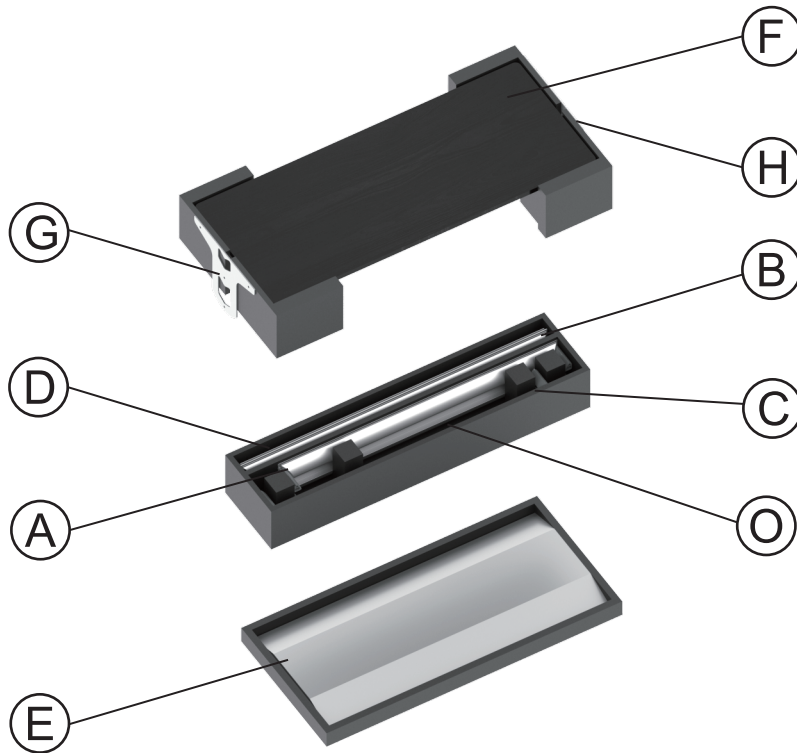
Silicone sewn edges

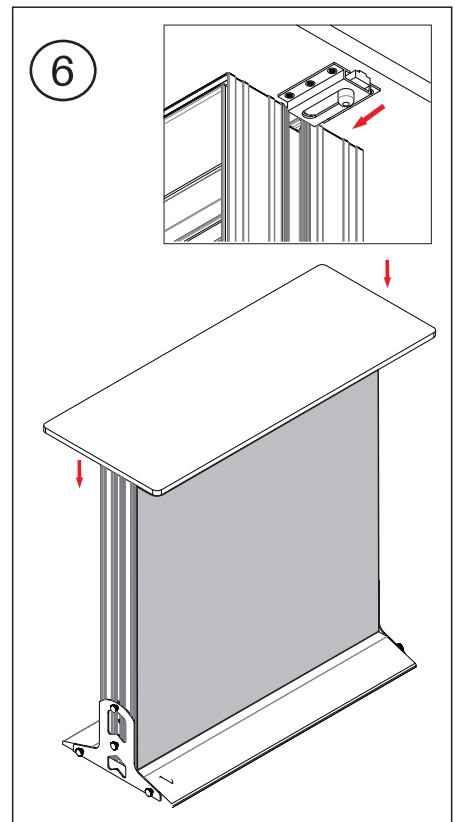
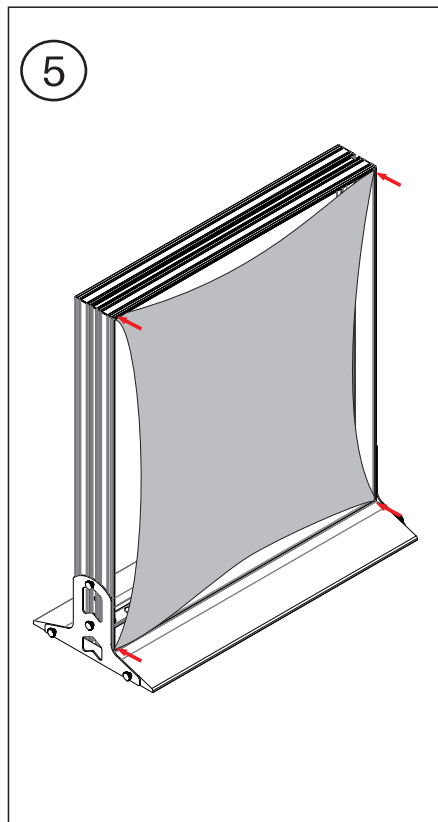
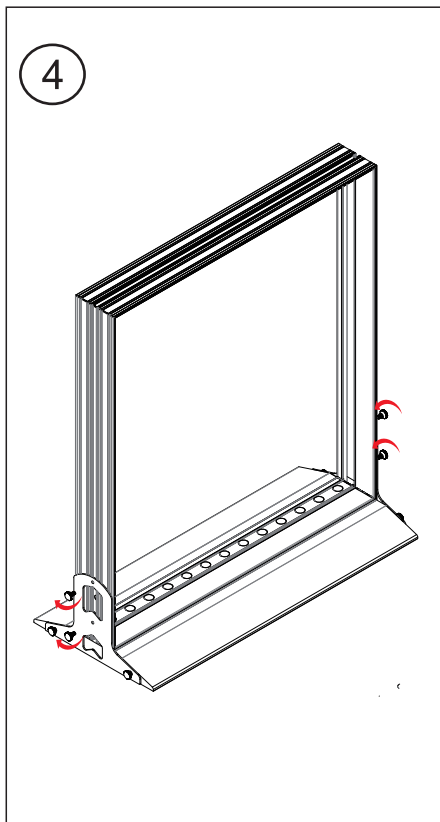
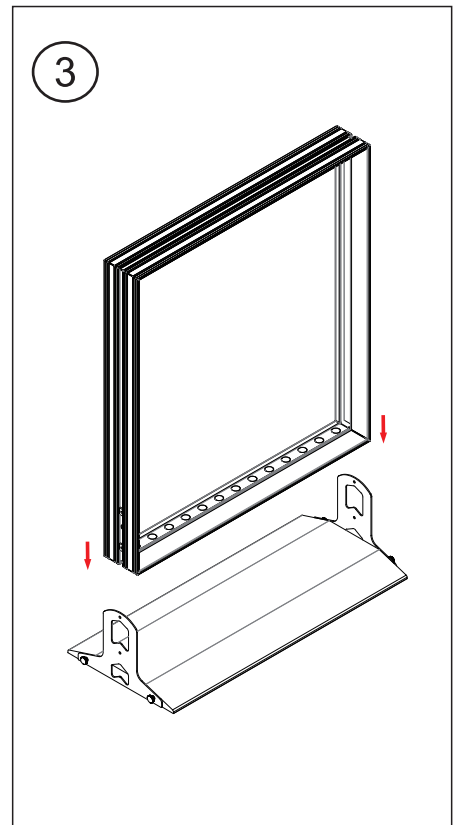
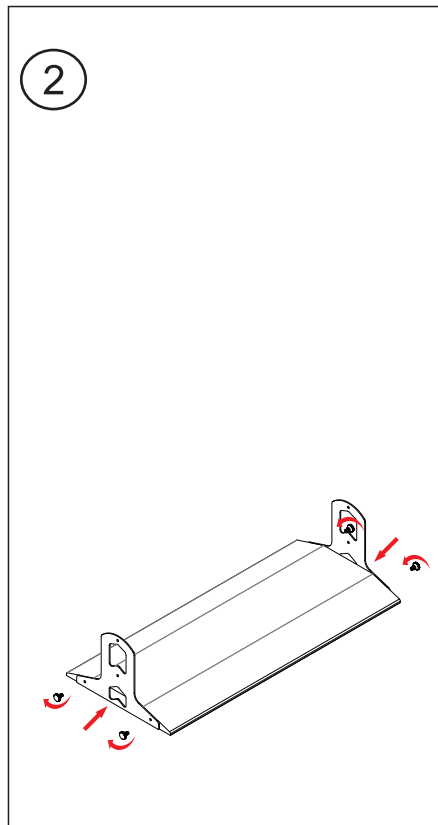
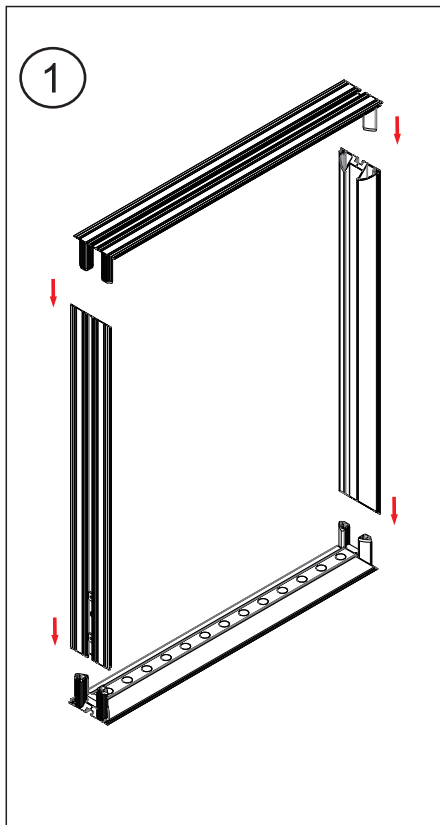
**LED LIGHT SPECIFICATIONS**

Power Requirements	64 W
CCT (Color Temp)	6000 K
Voltage Input	110 / 220V
Voltage Output	24V 4A 96W
Transformers Included	1

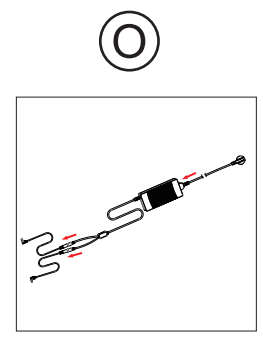
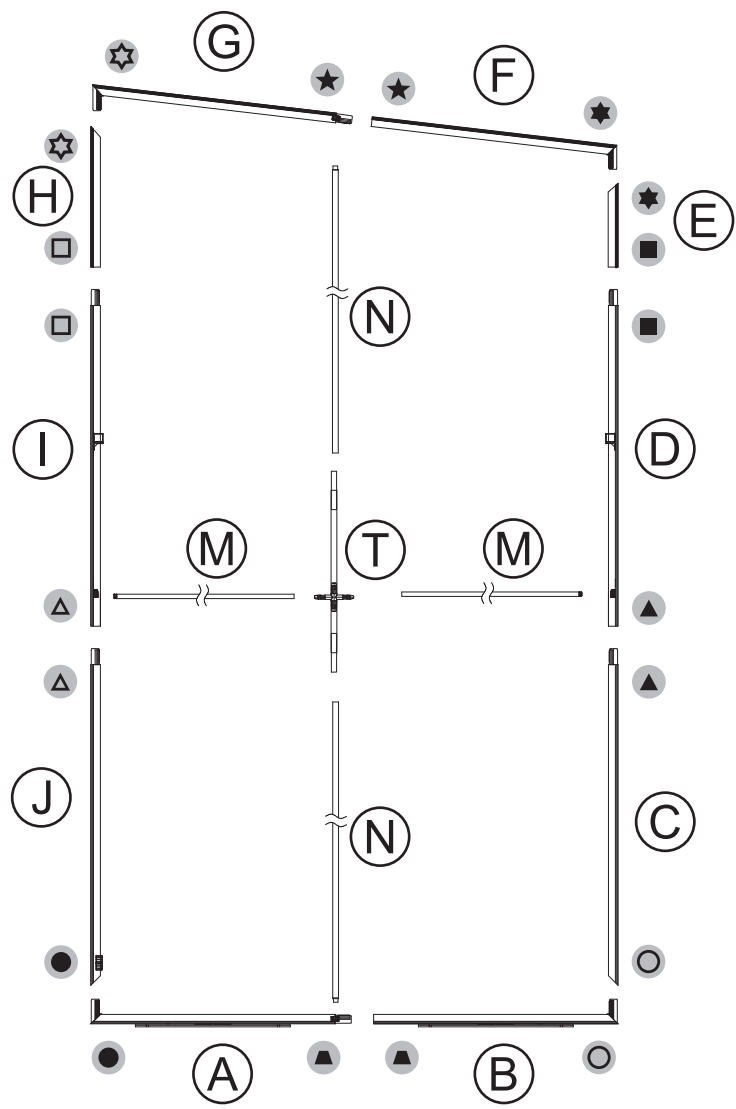

**WARRANTY**

- Limited Warranty Periods
- Frame : Lifetime
  - Lights : 90 days
  - Graphics : 30 days





## PARTS



## PARTS

