

EXHIBIT SCOPE - PLAN VIEW

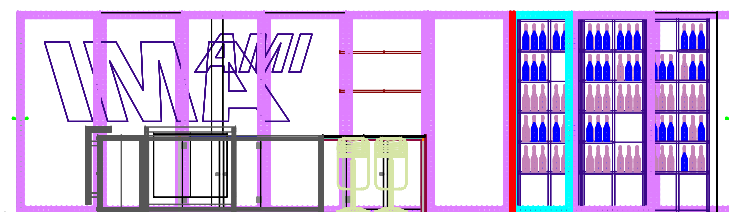


EXHIBIT SCOPE - FRONT VIEW

MAIN STRUCTURE
RE: SHEET MSp.02

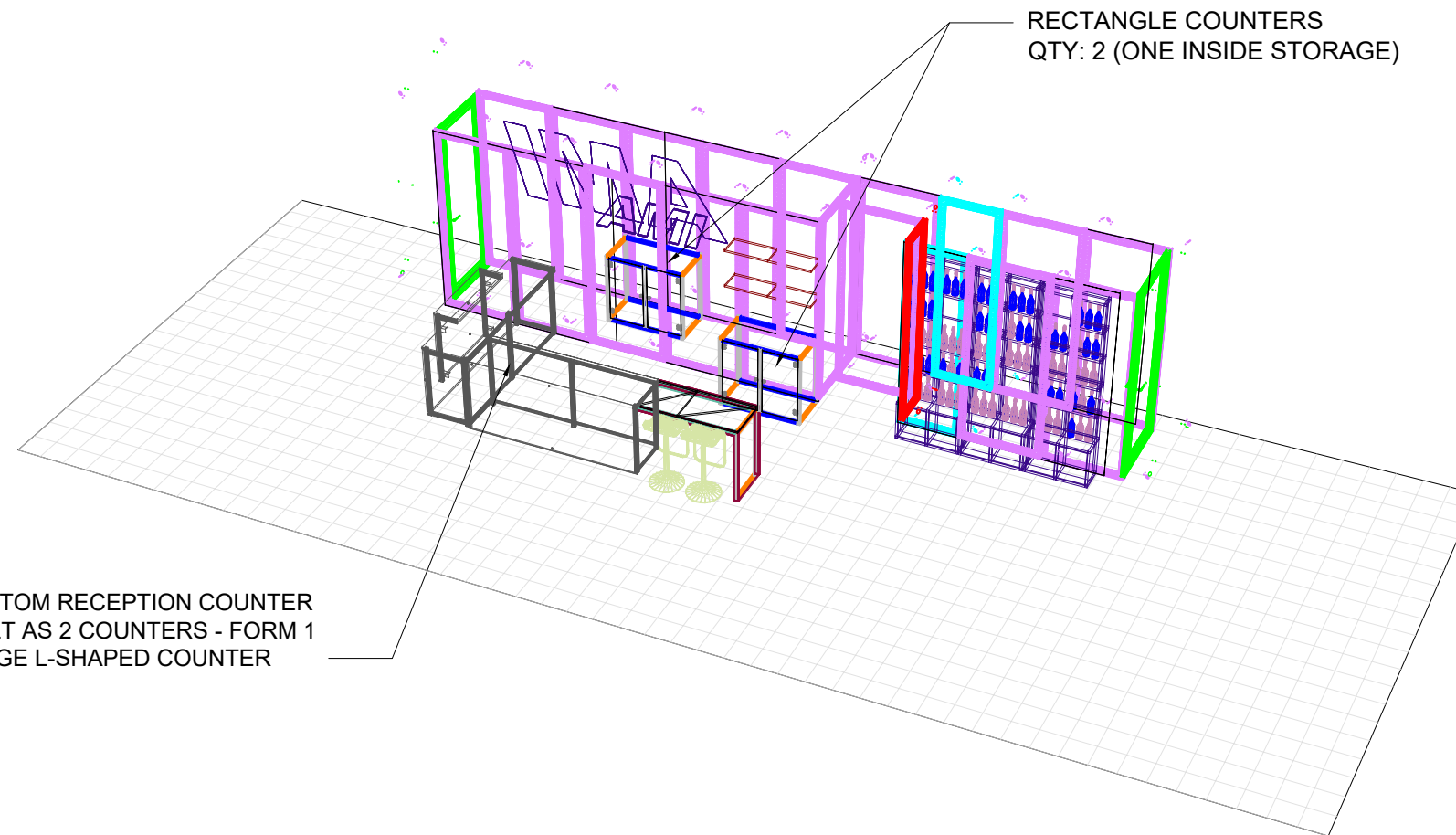


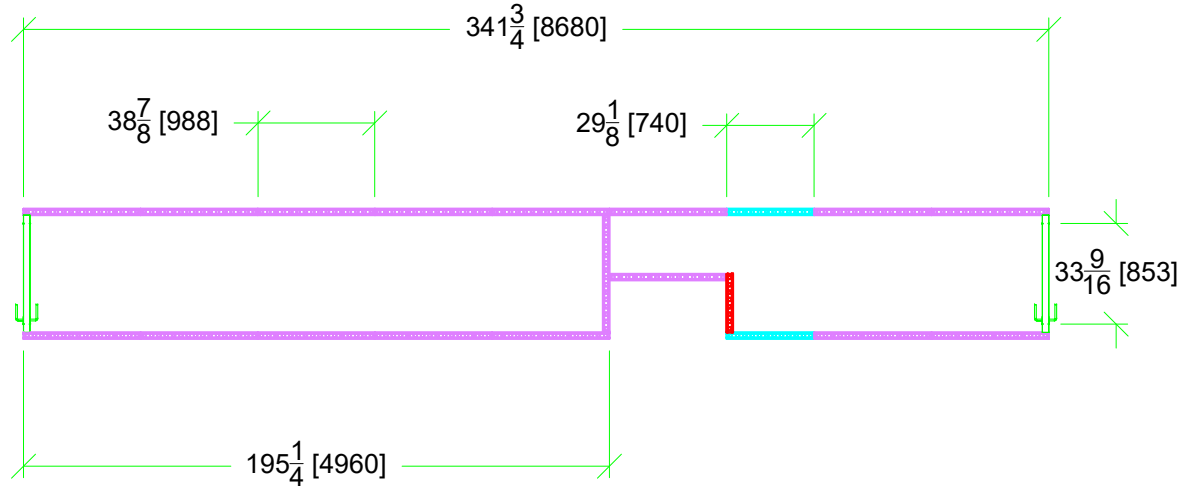
EXHIBIT SCOPE - PERSPECTIVE VIEW

***** REFER TO
SHEET O&E.01 - FOR BOOTH ORIENTATION & ELECTRICAL CALL-OUT.
SHEET L&WT.01 - FOR LIGHTING & WIRE TRACE DIAGRAM.
SHEET SP&O.01 - FOR SIGN PLACEMENT AND ORIENTATION LAYOUT.
HAVE QUESTIONS? CONTACT 2020 EXHIBITS.

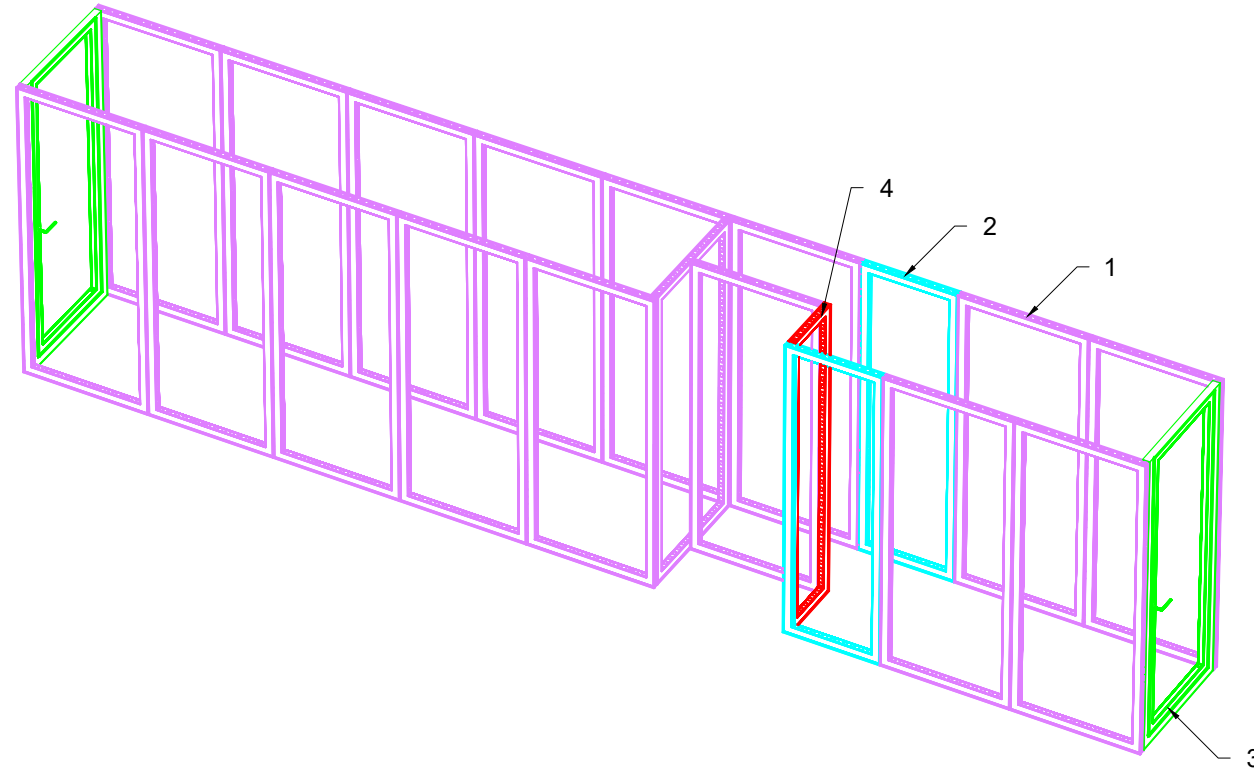
Revision No.	Revision Date	Revised By	Approval Signature

Company Name AMI GROUP	Exhibition Venue IFSA 2017 LONG BEACH, CA	Exhibition Year	2017	Booth Size	20' x 30'	Booth No.	#XXX
		Project Number	86858	Drawn By	JRI	File Name	AMI_20X30_86858_2017.DWG

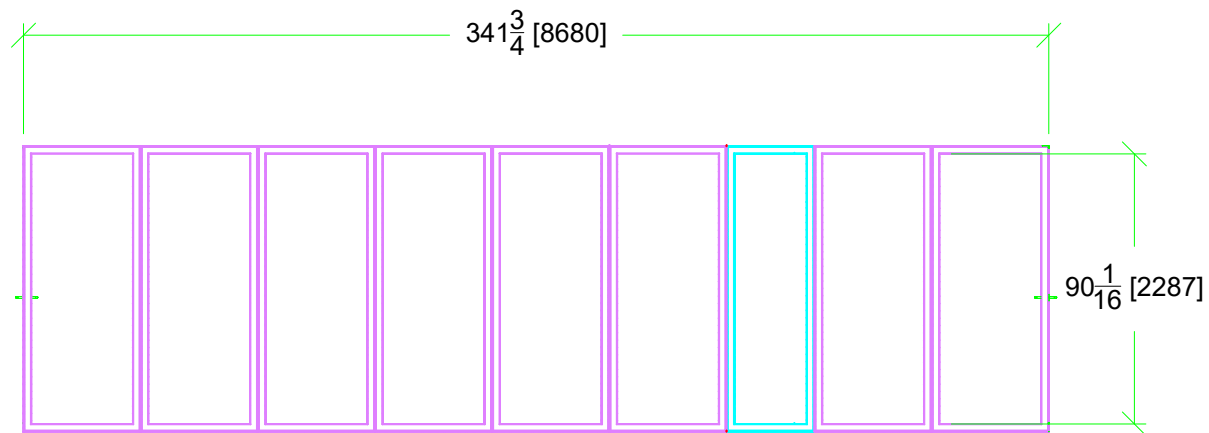
Sheet No.	MSp.01
-----------	---------------



BACK WALL/STORAGE CLOSET - PLAN VIEW



BACK WALL/STORAGE CLOSET - PERSPECTIVE VIEW



BACK WALL/STORAGE CLOSET - FRONT VIEW

* REFER TO SHEET PSp.01 FOR PANEL SIZES AND LOCATION.

METAL SCHEDULE

ITEM	PART#	DESCRIPTION	SIZE	QTY
1	ALU	ALU STRAIGHT 253 0992 2418	39.06" X 95.2"	17
2	ALU	ALU STRAIGHT 253 0744 2418	29.29 X 95.2"	2
3	ALU	ALU DOOR 255 0992 2418	30.47" X 39.06"	2
4	ALU	ALU STRAIGHT 253 0310 2418	19.52" X 95.2"	1

Revision No.	Revision Date	Notes

AMI GROUP

IFSA 2017
LONG BEACH, CA

Exhibition Year: 2017
Booth Size: 20' x 30'
Booth No.: #XXX

Project Number: 86858
Drawn By: JRI
File Name: AMI_20X30_86858_2017.DWG

